

Product datasheet

Anti-DYNLT3 antibody ab121209

2 References 3 图像

概述

产品名称	Anti-DYNLT3抗体
描述	兔多克隆抗体to DYNLT3
宿主	Rabbit
经测试应用	适用于: IHC-P, WB, ICC/IF
种属反应性	与反应: Rat, Human
免疫原	antigen sequence: DEVGFNAEEA HNMKECVDG VLGGEDYNHN NINQWTASIV EQSLTHLVKL GKAYKYVTC AVVQKSAYGF HTASSCFWDT TSDGTCTVRW E, corresponding to amino acids 9-99 of Human DYNLT3. Run BLAST with ExPASy Run BLAST with NCBI
阳性对照	U 251 MG cells; RT 4, U 251 MG, Human liver and Human tonsil lysates; Human cerebral cortex tissue.

性能

形式	Liquid
存放说明	Shipped at 4°C. Upon delivery aliquot and store at -20°C. Avoid freeze / thaw cycles.
存储溶液	pH: 7.20 Preservative: 0.02% Sodium azide Constituents: 59% PBS, 40% Glycerol
纯度	Immunogen affinity purified
克隆	多克隆
同种型	IgG

应用

Our [Abpromise guarantee](#) covers the use of **ab121209** in the following tested applications.

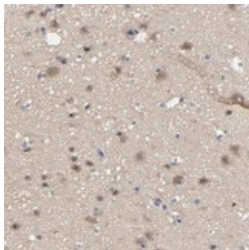
The application notes include recommended starting dilutions; optimal dilutions/concentrations should be determined by the end user.

应用	Ab评论	说明
IHC-P		1/1000 - 1/2500. Perform heat mediated antigen retrieval with citrate buffer pH 6 before commencing with IHC staining protocol.
WB		1/100 - 1/250.
ICC/IF		Use a concentration of 1 - 4 µg/ml. Fixation/Permeabilization: PFA/Triton X-100.

靶标

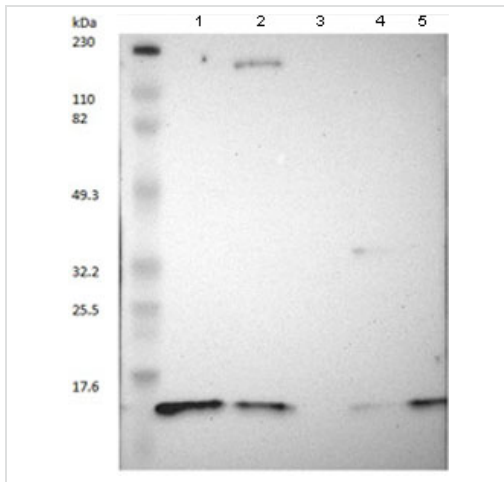
功能	Acts as one of several non-catalytic accessory components of the cytoplasmic dynein 1 complex that are thought to be involved in linking dynein to cargos and to adapter proteins that regulate dynein function. Cytoplasmic dynein 1 acts as a motor for the intracellular retrograde motility of vesicles and organelles along microtubules. Probably binds BUB3 as part of transport cargo. Required for the efficient progression through mitosis.
序列相似性	Belongs to the dynein light chain Tctex-type family.
细胞定位	Nucleus. Cytoplasm > cytoskeleton. Chromosome > centromere > kinetochore. Colocalizes with BUB3 at kinetochores specifically during prometaphase.

图片



ab121209 at 1/750 dilution staining DYNLT3 in Paraffin-embedded Human cerebral cortex tissue by Immunohistochemistry.

Immunohistochemistry (Formalin/PFA-fixed paraffin-embedded sections) - Anti-DYNLT3 antibody (ab121209)



Western blot - Anti-DYNLT3 antibody (ab121209)

All lanes : Anti-DYNLT3 antibody (ab121209)
at 1/250 dilution

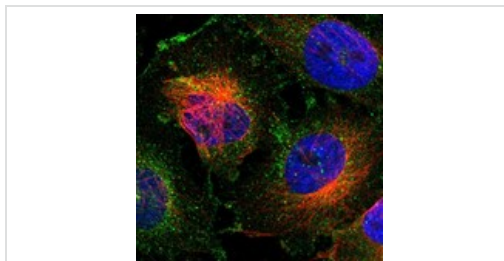
Lane 1 : RT 4 lysate

Lane 2 : U 251 MG lysate

Lane 3 : Human plasma lysate

Lane 4 : Human liver lysate

Lane 5 : Human tonsil lysate



Immunocytochemistry/ Immunofluorescence - Anti-DYNLT3 antibody (ab121209)

ab121209 at 4 µg/ml staining DYNLT3 in PFA/Triton X-100 fixed/permeabilized U 251 MG cells by Immunofluorescence (green).

Please note: All products are "FOR RESEARCH USE ONLY AND ARE NOT INTENDED FOR DIAGNOSTIC OR THERAPEUTIC USE"

Our Abpromise to you: Quality guaranteed and expert technical support

- Replacement or refund for products not performing as stated on the datasheet
- Valid for 12 months from date of delivery
- Response to your inquiry within 24 hours
- We provide support in Chinese, English, French, German, Japanese and Spanish
- Extensive multi-media technical resources to help you
- We investigate all quality concerns to ensure our products perform to the highest standards

If the product does not perform as described on this datasheet, we will offer a refund or replacement. For full details of the Abpromise, please visit <http://www.abcam.cn/abpromise> or contact our technical team.

Terms and conditions

- Guarantee only valid for products bought direct from Abcam or one of our authorized distributors