abcam

Product datasheet

Anti-CLIP170 antibody ab91474

3 图像

概述

产品名称	Anti-CLIP170抗体
描述	**山羊多克隆抗体**to CLIP170
宿主	Goat
特异性	ab91474 is expected to recognize 2 reported isoforms: NP_002947.1 and NP_937883.1 (equivalent to UniProt IDs P30622_2 and P30622_3 respectively).
经测试应用	**适用于:** WB, IHC-P
种属反应性	**与反应:** Human **预测可用于:** Mouse, Rat, Dog, Pig
免疫原	Synthetic peptide: C- PHSTHHGSRGEERP , corresponding to C terminal amino acids 1393-1406 of Human CLIP170 (NP_002947.1; or 1358-1371 of NP_937883.1). Run BLAST with Run BLAST with
阳性对照	Human breast cancer lysate

性能

形式	Liquid
存放说明	Shipped at 4°C. Upon delivery aliquot and store at -20°C. Avoid repeated freeze / thaw cycles.
存储溶液	pH: 7.30 Preservative: 0.02% Sodium azide Constituents: 0.5% Tris buffered saline, 0.5% BSA
纯度	Immunogen affinity purified
纯化说明	Purified from goat serum by ammonium sulphate precipitation followed by antigen affinity chromatography using the immunizing peptide.
克隆	**多克隆**
同种型	IgG

应用

The Abpromise guarantee **Abpromise™承诺保证使用ab91474于以下的经测试应用**

“应用说明”部分 下显示的仅为推荐的起始稀释度;实际最佳的稀释度/浓度应由使用者检定。

应用	Ab评论	说明
WB		Use a concentration of 1 - 3 µg/ml. Predicted molecular weight: 161 kDa.
IHC-P		Use a concentration of 2.5 µg/ml.

靶标

功能	Seems to be a intermediate filament associated protein that links endocytic vesicles to microtubules.
组织特异性	Highly expressed in the Reed-Sternberg cells of Hodgkin disease.
序列相似性	Contains 2 CAP-Gly domains.
细胞定位	Cytoplasm. Cytoplasm > cytoskeleton. Associated with the cytoskeleton. Localizes to the tips of microtubules.

图片

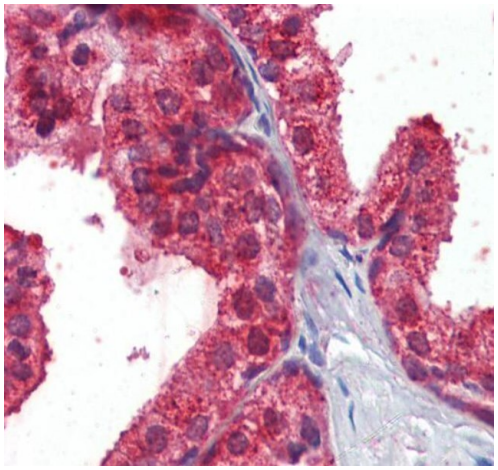

Immunohistochemistry (Formalin/PFA-fixed paraffin-embedded sections) - Anti-CLIP170 antibody (ab91474)

Immunohistochemistry of human prostate tissue using ab91474 at 2.5µg/ml.



Western blot - Anti-CLIP170 antibody (ab91474)

Anti-CLIP170 antibody (ab91474) at 1 µg/ml + Human breast cancer lysate at 35 µg

Developed using the ECL technique.

Predicted band size: 161 kDa

Exposure time: 1 hour

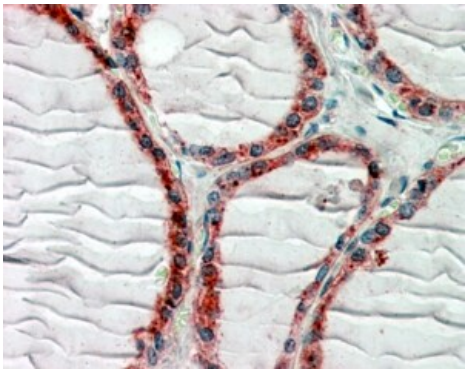

Immunohistochemistry (Formalin/PFA-fixed paraffin-embedded sections) - Anti-CLIP170 antibody (ab91474)

Immunohistochemistry of human thyroid gland tissue using ab91474 at 2.5µg/ml.

Please note: All products are "FOR RESEARCH USE ONLY. NOT FOR USE IN DIAGNOSTIC PROCEDURES"

Our Abpromise to you: Quality guaranteed and expert technical support

- Replacement or refund for products not performing as stated on the datasheet
- Valid for 12 months from date of delivery
- Response to your inquiry within 24 hours

- We provide support in Chinese, English, French, German, Japanese and Spanish
- Extensive multi-media technical resources to help you
- We investigate all quality concerns to ensure our products perform to the highest standards

If the product does not perform as described on this datasheet, we will offer a refund or replacement. For full details of the Abpromise, please visit **https://www.abcam.cn/abpromise** or contact our technical team.

Terms and conditions

- Guarantee only valid for products bought direct from Abcam or one of our authorized distributors