

Product datasheet

Anti-BTN2A1 antibody ab121593

3 图像

概述

产品名称	Anti-BTN2A1抗体
描述	兔多克隆抗体to BTN2A1
宿主	Rabbit
经测试应用	适用于: IHC-P, WB, ICC/IF
种属反应性	与反应: Human
免疫原	antigen sequence: ILSGEKEFER ETREIALKEL EKERVQKEEE LQVKEKLQEE LRWRRTFLHA VDVVLD, corresponding to amino acids 278-333 of Human BTN2A1. Run BLAST with ExPASy Run BLAST with NCBI
阳性对照	Human skeletal muscle tissue; RT 4 and U 251 MG lysates.

性能

形式	Liquid
存放说明	Shipped at 4°C. Upon delivery aliquot and store at -20°C. Avoid freeze / thaw cycles.
存储溶液	pH: 7.20 Preservative: 0.02% Sodium azide Constituents: 59% PBS, 40% Glycerol
纯度	Immunogen affinity purified
克隆	多克隆
同种型	IgG

应用

Our [Abpromise guarantee](#) covers the use of **ab121593** in the following tested applications.

The application notes include recommended starting dilutions; optimal dilutions/concentrations should be determined by the end user.

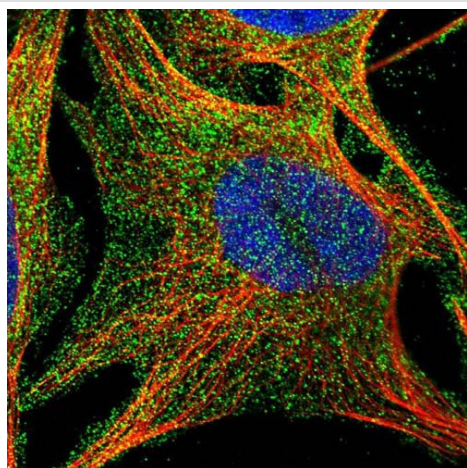
应用	Ab评论	说明
IHC-P		1/50 - 1/200. Perform heat mediated antigen retrieval with citrate buffer pH 6 before commencing with IHC staining protocol.

应用	Ab评论	说明
WB		1/250 - 1/500.
ICC/IF		Use a concentration of 1 - 4 µg/ml. Recommend PFA Fixation and Triton X-100 treatment

靶标

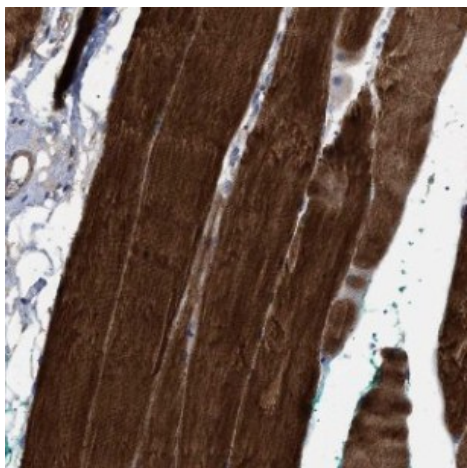
组织特异性	Highly expressed in brain, bone marrow, small intestine, muscle, spleen and pancreas. Moderate expression was seen in lung, liver and kidney.
序列相似性	Belongs to the immunoglobulin superfamily. BTN/MOG family. Contains 1 B30.2/SPRY domain. Contains 1 Ig-like V-type (immunoglobulin-like) domain.
细胞定位	Membrane.

图片



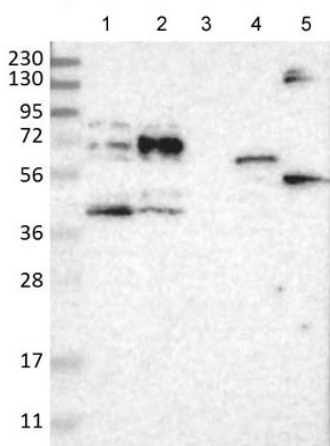
Immunofluorescent staining of Human cell line U-2 OS shows positivity in plasma membrane. Recommended concentration of ab121593 1-4 µg/ml. Cells treated with PFA/Triton X-100.

Immunocytochemistry/ Immunofluorescence - Anti-BTN2A1 antibody (ab121593)



ab121593 at 1/50 dilution staining BTN2A1 in Paraffin-embedded Human Skeletal tissue by Immunohistochemistry.

Immunohistochemistry (Formalin/PFA-fixed paraffin-embedded sections) - Anti-BTN2A1 antibody (ab121593)



All lanes : Anti-BTN2A1 antibody (ab121593) at 1/250 dilution

Lane 1 : RT 4 lysate

Lane 2 : U 251 MG lysate

Lane 3 : Human Plasma lysate

Lane 4 : Human liver lysate

Lane 5 : Human tonsil lysate

Western blot - Anti-BTN2A1 antibody (ab121593)

Please note: All products are "FOR RESEARCH USE ONLY AND ARE NOT INTENDED FOR DIAGNOSTIC OR THERAPEUTIC USE"

Our Abpromise to you: Quality guaranteed and expert technical support

- Replacement or refund for products not performing as stated on the datasheet
- Valid for 12 months from date of delivery
- Response to your inquiry within 24 hours
- We provide support in Chinese, English, French, German, Japanese and Spanish
- Extensive multi-media technical resources to help you
- We investigate all quality concerns to ensure our products perform to the highest standards

If the product does not perform as described on this datasheet, we will offer a refund or replacement. For full details of the Abpromise, please visit <http://www.abcam.cn/abpromise> or contact our technical team.

Terms and conditions

- Guarantee only valid for products bought direct from Abcam or one of our authorized distributors