


Product datasheet

Anti-BMPER antibody ab75183

1 References 2 图像

概述

产品名称	Anti-BMPER抗体
描述	兔多克隆抗体to BMPER
宿主	Rabbit
经测试应用	适用于: WB, IHC-P
种属反应性	与反应: Human 预测可用于: Mouse, Rat, Rabbit, Horse, Chicken, Guinea pig, Cow, Cat, Dog, Pig 
免疫原	Synthetic peptide corresponding to a region of human BMPER
阳性对照	Fetal heart lysate.

性能

形式	Liquid
存放说明	Shipped at 4°C. Upon delivery aliquot and store at -20°C. Avoid freeze / thaw cycles.
存储溶液	Preservative: None Constituents: 2% Sucrose, PBS
纯度	Immunogen affinity purified
克隆	多克隆
同种型	IgG

应用

Our [Abpromise guarantee](#) covers the use of **ab75183** in the following tested applications.

The application notes include recommended starting dilutions; optimal dilutions/concentrations should be determined by the end user.

应用	Ab评论	说明
WB		Use a concentration of 1 µg/ml. Predicted molecular weight: 76 kDa. Good results were obtained when blocked with 5% non-fat dry milk in 0.05% PBS-T.

应用	Ab评论	说明
IHC-P		Use a concentration of 5 µg/ml.

靶标

功能 Inhibitor of bone morphogenetic protein (BMP) function, it may regulate BMP responsiveness of osteoblasts and chondrocytes.

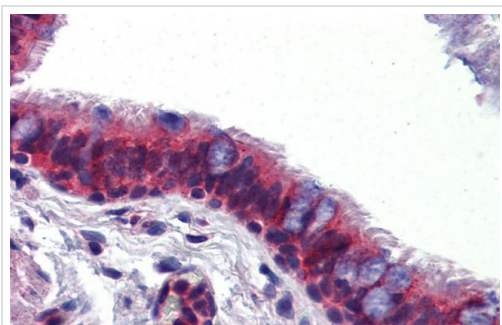
组织特异性 Highly expressed in lung, and brain and also in primary chondrocytes.

疾病相关 Defects in BMPER are the cause of diaphanospondylodysostosis (DSD) [MIM:608022]. A rare, recessively inherited, perinatal lethal skeletal disorder. The primary skeletal characteristics of the phenotype include a small chest, abnormal vertebral segmentation, and posterior rib gaps containing incompletely differentiated mesenchymal tissue. Consistent craniofacial features include ocular hypertelorism, epicanthal folds, a depressed nasal bridge with a short nose, and low-set ears. The most commonly described extraskeletal finding is nephroblastomatosis with cystic kidneys, but other visceral findings have been described in some cases.

序列相似性 Contains 1 TIL (trypsin inhibitory-like) domain.
Contains 5 VWFC domains.
Contains 1 VWFD domain.

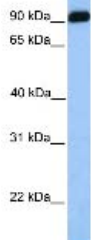
细胞定位 Secreted.

图片



Immunohistochemistry (Formalin/PFA-fixed paraffin-embedded sections) analysis of human lung tissue labelling BMPER with ab75183 at 5µg/ml.

Immunohistochemistry (Formalin/PFA-fixed paraffin-embedded sections) - Anti-BMPER antibody (ab75183)



Western blot - BMPER antibody (ab75183)

Anti-BMPER antibody (ab75183) at 1 µg/ml
(in 5% skim milk / PBS buffer) + Fetal heart
lysate at 10 µg

Secondary

HRP conjugated anti-Rabbit IgG at 1/50000
dilution

Predicted band size: 76 kDa

Observed band size: >90 kDa

Please note: All products are "FOR RESEARCH USE ONLY AND ARE NOT INTENDED FOR DIAGNOSTIC OR THERAPEUTIC USE"

Our Abpromise to you: Quality guaranteed and expert technical support

- Replacement or refund for products not performing as stated on the datasheet
- Valid for 12 months from date of delivery
- Response to your inquiry within 24 hours
- We provide support in Chinese, English, French, German, Japanese and Spanish
- Extensive multi-media technical resources to help you
- We investigate all quality concerns to ensure our products perform to the highest standards

If the product does not perform as described on this datasheet, we will offer a refund or replacement. For full details of the Abpromise, please visit <http://www.abcam.cn/abpromise> or contact our technical team.

Terms and conditions

- Guarantee only valid for products bought direct from Abcam or one of our authorized distributors