

Product datasheet

Anti-BHMT antibody ab96415

★★★★★ 2 Abreviews 2 References 3 图像

概述

产品名称	Anti-BHMT抗体
描述	兔多克隆抗体to BHMT
宿主	Rabbit
经测试应用	适用于: WB, IHC-P
种属反应性	与反应: Mouse, Rat, Human 预测可用于: Cow
免疫原	Recombinant fragment, corresponding to a region within the internal sequence amino acids 199-393 of Human BHMT.
阳性对照	HepG2 cell lysate SG xenograft (IHC)

性能

形式	Liquid
存放说明	Shipped at 4°C. Upon delivery aliquot and store at -20°C or -80°C. Avoid repeated freeze / thaw cycles.
存储溶液	Preservative: 0.01% Thimerosal (merthiolate) Constituents: 10% Glycerol, 0.1M Tris, 0.1M Glycine, pH 7.0
纯度	Immunogen affinity purified
克隆	多克隆
同种型	IgG

应用

Our [Abpromise guarantee](#) covers the use of **ab96415** in the following tested applications.

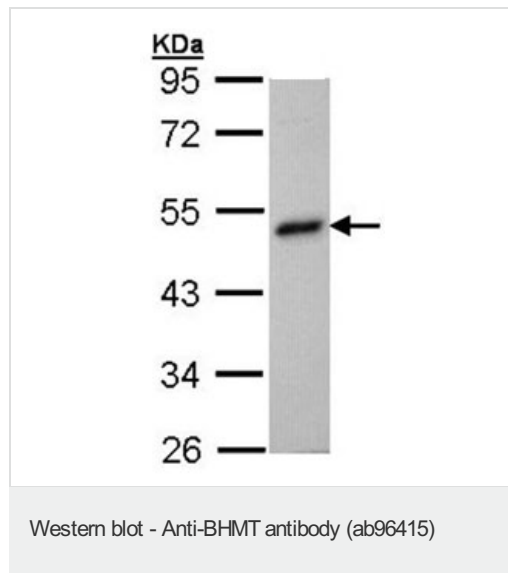
The application notes include recommended starting dilutions; optimal dilutions/concentrations should be determined by the end user.

应用	Ab评论	说明
WB	★★★★★	1/500 - 1/3000. Predicted molecular weight: 45 kDa.
IHC-P		1/100 - 1/500. Antigen retrieval is not essential but may optimise staining.

靶标

功能	Involved in the regulation of homocysteine metabolism. Converts betaine and homocysteine to dimethylglycine and methionine, respectively. This reaction is also required for the irreversible oxidation of choline.
组织特异性	Found exclusively in liver and kidney.
通路	Amine and polyamine degradation; betaine degradation; sarcosine from betaine: step 1/2. Amino-acid biosynthesis; L-methionine biosynthesis via de novo pathway; L-methionine from L-homocysteine (BhmT route): step 1/1.
序列相似性	Contains 1 Hcy-binding domain.
细胞定位	Cytoplasm.

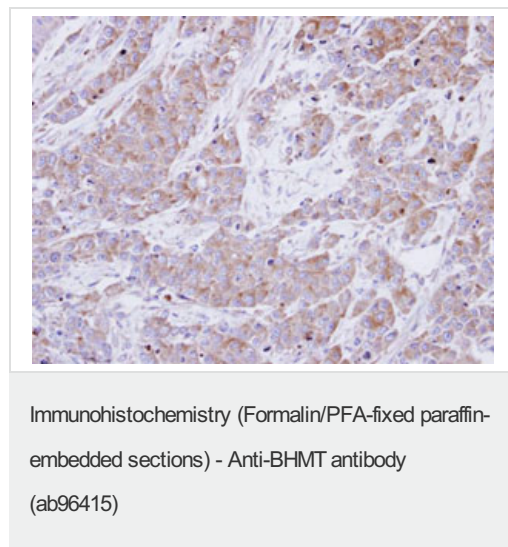
图片



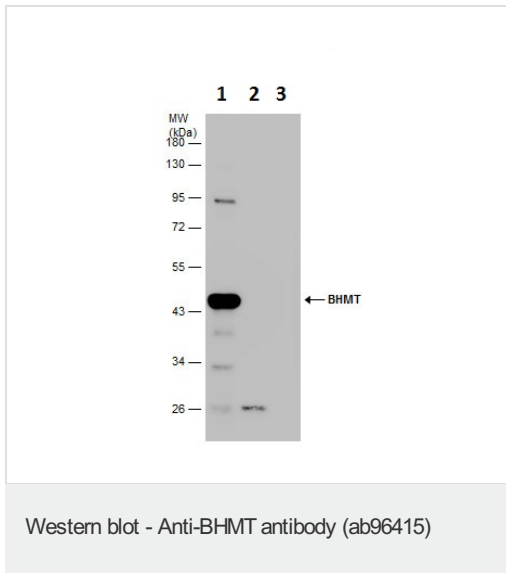
Anti-BHMT antibody (ab96415) at 1/1000 dilution + HepG2 whole cell lysate at 30 µg

Predicted band size: 45 kDa

10% SDS PAGE



Immunohistochemical analysis of paraffin-embedded SG xenograft, using ab96415 at 1:100 dilution.



All lanes : Anti-BHMT antibody (ab96415) at 1/1000 dilution

Lane 1 : Mouse liver tissue lysate

Lane 2 : Mouse lung tissue lysate

Lane 3 : Mouse heart tissue lysate

Lysates/proteins at 50 µg per lane.

Predicted band size: 45 kDa

Please note: All products are "FOR RESEARCH USE ONLY AND ARE NOT INTENDED FOR DIAGNOSTIC OR THERAPEUTIC USE"

Our Abpromise to you: Quality guaranteed and expert technical support

- Replacement or refund for products not performing as stated on the datasheet
- Valid for 12 months from date of delivery
- Response to your inquiry within 24 hours
- We provide support in Chinese, English, French, German, Japanese and Spanish
- Extensive multi-media technical resources to help you
- We investigate all quality concerns to ensure our products perform to the highest standards

If the product does not perform as described on this datasheet, we will offer a refund or replacement. For full details of the Abpromise, please visit <http://www.abcam.cn/abpromise> or contact our technical team.

Terms and conditions

- Guarantee only valid for products bought direct from Abcam or one of our authorized distributors